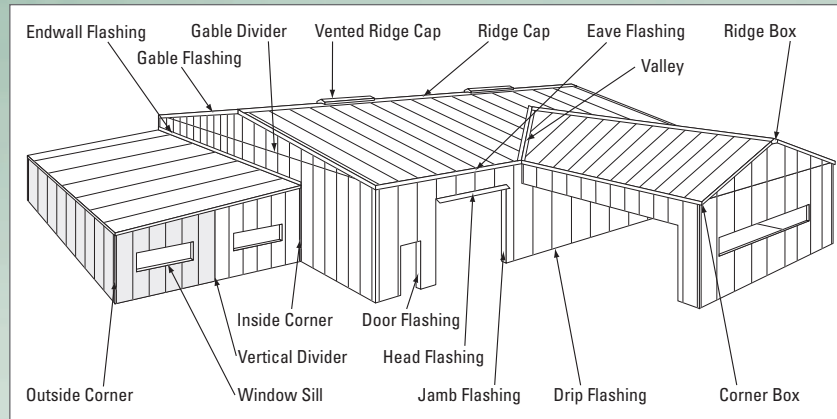


Standard Flashings - Light Gauge

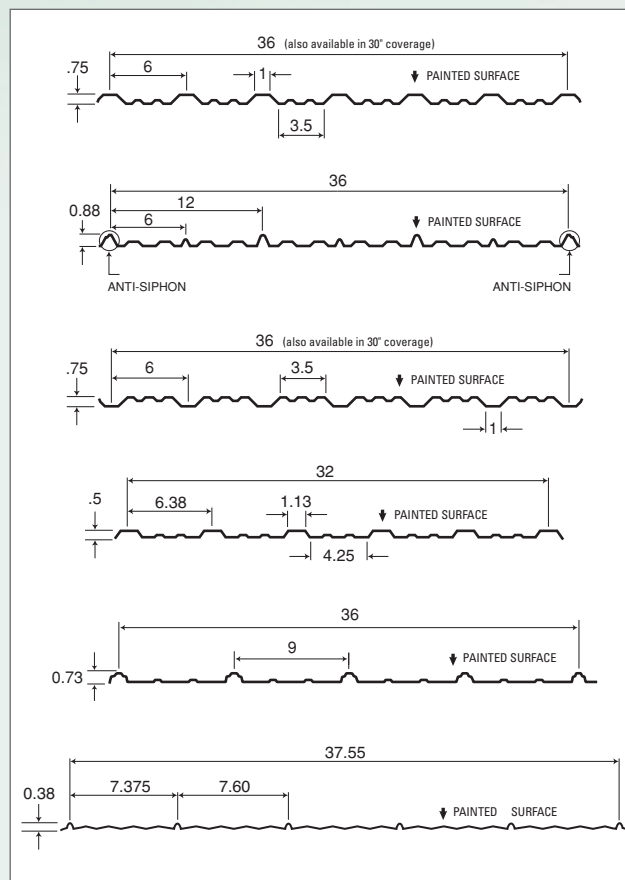
Selection Drawing



Profile List

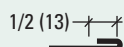
PROFILES:

- Diamond Rib
- Century Rib
- DR6-75
- CH-32
- Optimum Rib
- Lo-Rib



Trims are standard at 10' - 0" long but are available up to 20' - 0" (some exceptions apply). Custom flashings to specific requirements are available on request.

Hem (Safety Edge) 1/2" unless otherwise noted, i.e.:



Exposed Surface Prepainted:



Standard Flashings - Light Gauge

Outside and Inside Corners

<p>AN-3 OUTSIDE CORNER</p>	<p>AN-3A (A-3) OUTSIDE CORNER</p>	<p>AN-3B OUTSIDE CORNER</p>
<p>ST-3 OUTSIDE CORNER</p>	<p>ST-3A (A-5) OUTSIDE CORNER</p>	<p>AN-4 INSIDE CORNER</p>
<p>AN-4A (A-4) INSIDE CORNER</p>	<p>ST-4 INSIDE CORNER</p>	<p>ST-4A (A-6) INSIDE CORNER</p>
<p>ST-4B INSIDE CORNER</p>		

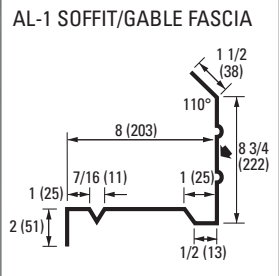
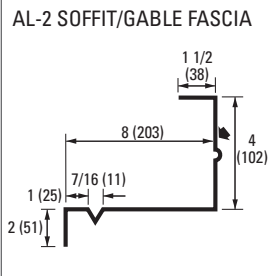
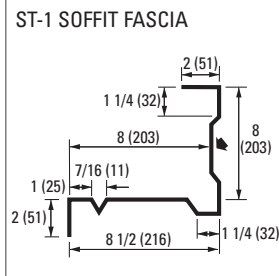
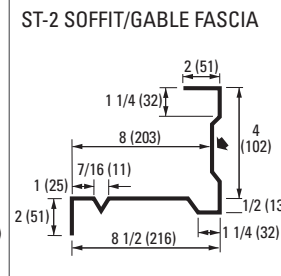
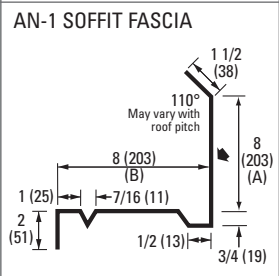
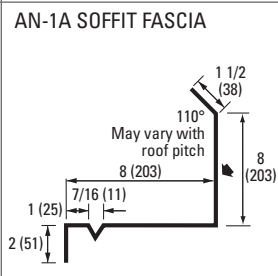
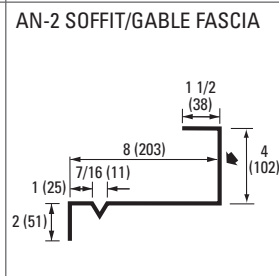
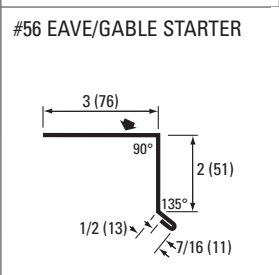
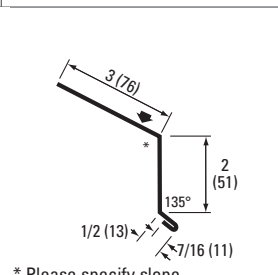
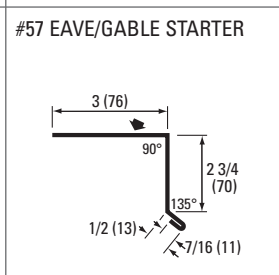
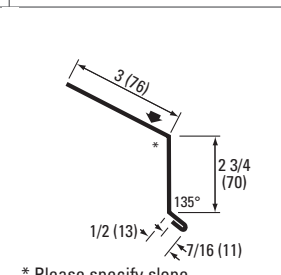
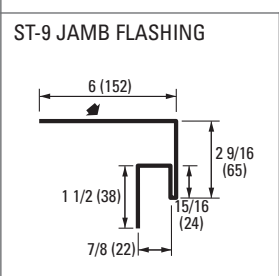
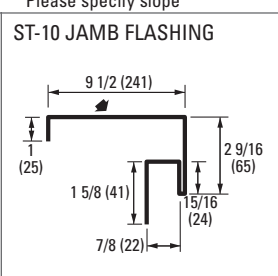
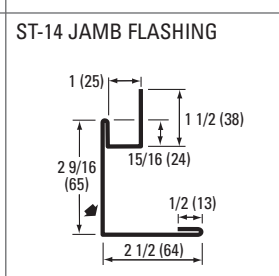
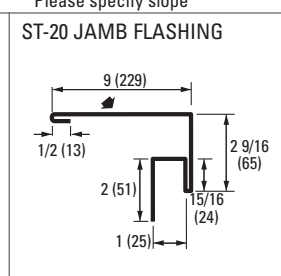
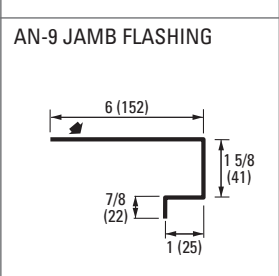
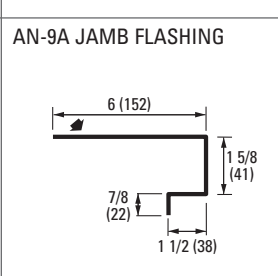
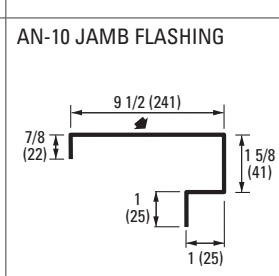
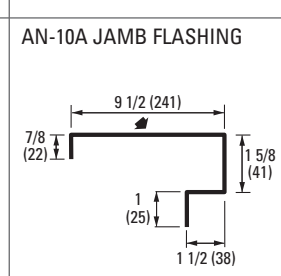
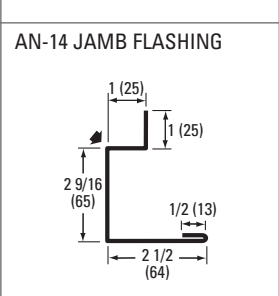
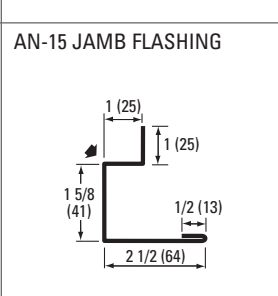
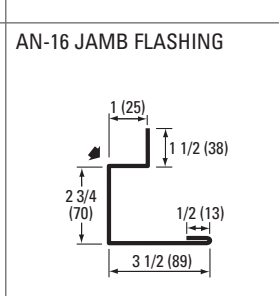
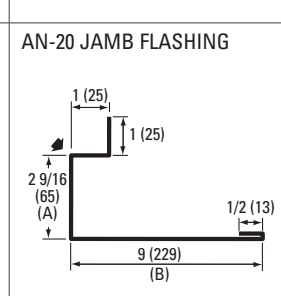
Drip and Base Trims, Gable Dividers

<p>AN-5 DRIP FLASHING</p> <table border="1"> <thead> <tr> <th>Part No.</th> <th>A</th> <th>B</th> </tr> </thead> <tbody> <tr> <td>AN-5</td> <td>1 7/8 (48)</td> <td>1 3/8 (35)</td> </tr> <tr> <td>AN-5A</td> <td>1 3/4 (45)</td> <td>5/8 (16)</td> </tr> </tbody> </table>	Part No.	A	B	AN-5	1 7/8 (48)	1 3/8 (35)	AN-5A	1 3/4 (45)	5/8 (16)	<p>AN-7 DRIP BASE</p> <table border="1"> <thead> <tr> <th>Part No.</th> <th>A</th> <th>B</th> <th>C</th> </tr> </thead> <tbody> <tr> <td>AN-7</td> <td>2 (51)</td> <td>1 (25)</td> <td>1 (25)</td> </tr> <tr> <td>AN-7A</td> <td>1 7/8 (48)</td> <td>5/8 (16)</td> <td>1 (25)</td> </tr> </tbody> </table>	Part No.	A	B	C	AN-7	2 (51)	1 (25)	1 (25)	AN-7A	1 7/8 (48)	5/8 (16)	1 (25)
Part No.	A	B																				
AN-5	1 7/8 (48)	1 3/8 (35)																				
AN-5A	1 3/4 (45)	5/8 (16)																				
Part No.	A	B	C																			
AN-7	2 (51)	1 (25)	1 (25)																			
AN-7A	1 7/8 (48)	5/8 (16)	1 (25)																			
<p>AN-7B DRIP FLASHING/JAMB</p>	<p>AN-6 GABLE DIVIDER</p> <table border="1"> <thead> <tr> <th>Part No.</th> <th>A</th> <th>B</th> <th>C</th> </tr> </thead> <tbody> <tr> <td>AN-6</td> <td>1 13/16 (46)</td> <td>1 (25)</td> <td>2 (51)</td> </tr> <tr> <td>AN-6A</td> <td>1 5/8 (48)</td> <td>5/8 (16)</td> <td>2 (51)</td> </tr> </tbody> </table>	Part No.	A	B	C	AN-6	1 13/16 (46)	1 (25)	2 (51)	AN-6A	1 5/8 (48)	5/8 (16)	2 (51)									
Part No.	A	B	C																			
AN-6	1 13/16 (46)	1 (25)	2 (51)																			
AN-6A	1 5/8 (48)	5/8 (16)	2 (51)																			



Standard Flashings - Light Gauge

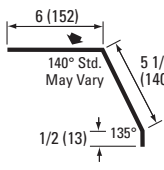
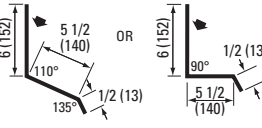
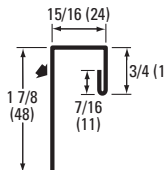
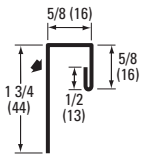
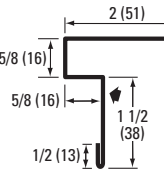
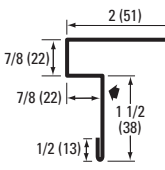
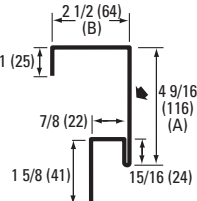
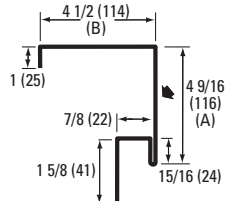
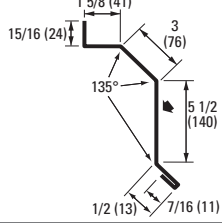
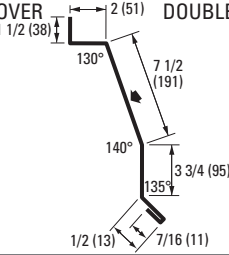
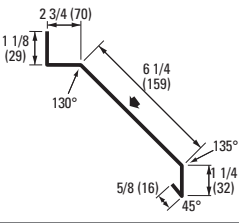
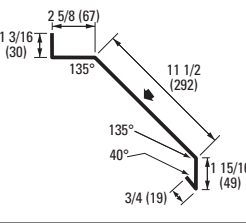
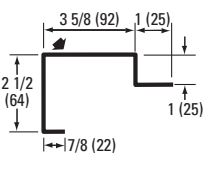
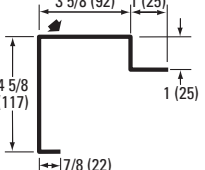
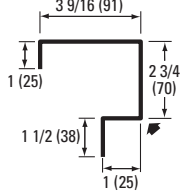
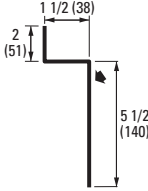
Soffit & Gable Trims, Eave Starters, Jamb Flashings

<p>AL-1 SOFFIT/GABLE FASCIA</p> 	<p>AL-2 SOFFIT/GABLE FASCIA</p> 	<p>ST-1 SOFFIT FASCIA</p> 	<p>ST-2 SOFFIT/GABLE FASCIA</p> 
<p>AN-1 SOFFIT FASCIA</p> 	<p>AN-1A SOFFIT FASCIA</p> 	<p>AN-2 SOFFIT/GABLE FASCIA</p> 	
<p>#56 EAVE/GABLE STARTER</p> 	 <p>* Please specify slope</p>	<p>#57 EAVE/GABLE STARTER</p> 	 <p>* Please specify slope</p>
<p>ST-9 JAMB FLASHING</p> 	<p>ST-10 JAMB FLASHING</p> 	<p>ST-14 JAMB FLASHING</p> 	<p>ST-20 JAMB FLASHING</p> 
<p>AN-9 JAMB FLASHING</p> 	<p>AN-9A JAMB FLASHING</p> 	<p>AN-10 JAMB FLASHING</p> 	<p>AN-10A JAMB FLASHING</p> 
<p>AN-14 JAMB FLASHING</p> 	<p>AN-15 JAMB FLASHING</p> 	<p>AN-16 JAMB FLASHING</p> 	<p>AN-20 JAMB FLASHING</p> 



Standard Flashings - Light Gauge

Hip Flashings, Endwalls, J-Trims, Ceiling & Sliding Door Trims

<p>#114 HIP FLASHING</p> 	<p>#117 ENDWALL</p> 		
<p>AN-13 J-TRIM</p> 	<p>AN-13A (A-15) J-TRIM</p> 		
<p>AN-18 CEILING TRIM</p> 	<p>AN-19 CEILING TRIM</p> 		
<p>ST-11 SLIDING DOOR TRIM</p> 	<p>ST-12 SLIDING DOOR TRIM</p> 		
<p>AN-8 SLIDING DOOR TRACK COVER SINGLE</p> 	<p>AN-8 SLIDING DOOR TRACK COVER DOUBLE</p> 	<p>AN-8C SLIDING DOOR TRACK COVER</p> 	<p>AN-8CD SLIDING DOOR TRACK COVER DOUBLE</p> 
<p>AN-11 SLIDING DOOR TRIM</p> 	<p>AN-12 SLIDING DOOR TRIM</p> 	<p>AN-17 SLIDING DOOR JAMB FLASHING</p> 	<p>AN-8T TRACK BOARD COVER</p> 



Standard Flashings - Light Gauge

Vents, Ridges & Valleys

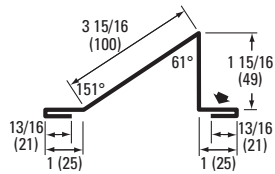
<p>1200 RIDGE VENT</p>	<p>1200 DEFLECTOR FLANGE</p> <p>2 required per Vent Use with 1200 Vent for slopes over 6:12</p>	
<p>1170 VENTED ENDWALL</p>	<p>1171 MONO SLOPE VENTED ENDWALL</p>	<p>#40V VENTED ENDWALL END CAP</p>
<p>1210 RIDGE COVER</p>	<p>#100 RIDGE COVER</p>	<p>#110 (B-44) COTTAGE RIDGE</p>
<p>#60 (G-50) V-VALLEY</p> <p>Blank Size: 18", 24", 36"</p>	<p>#70 (G-51) W-VALLEY</p> <p>Blank Size: 18", 24", 36"</p>	<p>G-38 RIDGE COVER</p> <p>* Specify slope</p>
<p>#71 (G-48) V-36" COMMERCIAL VALLEY</p>	<p>#72 (G-49) W-36" COMMERCIAL VALLEY</p>	



Standard Flashings - Residential

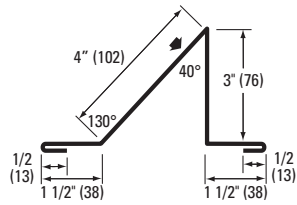
Snow Control

#80 2" SNOW CONTROL



18ga Galvanized Insert available

#85 3" SNOW CONTROL



18ga Galvanized Insert available

#80 2" SNOW CONTROL INSERT



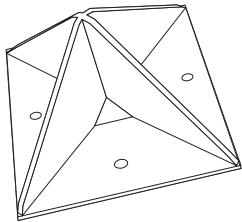
18ga Galvanized Insert

#85 3" SNOW CONTROL INSERT



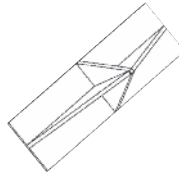
18ga Galvanized Insert

STANDARD SNO GEM



See "Sno Gem" Brochure for details

JUNIOR SNO GEM



See "Sno Gem" Brochure for details

SNOBARS



See "SnoBars" Brochure for details

SNOBARS INSTALLATION ADHESIVE



See "SnoBars" Brochure for details

Snow Control Systems sold by Agway Metals Inc. are not to be used as fall protection systems. **The Buyer agrees that under no circumstances shall the Seller be liable for any consequential, special or indirect damages.**

