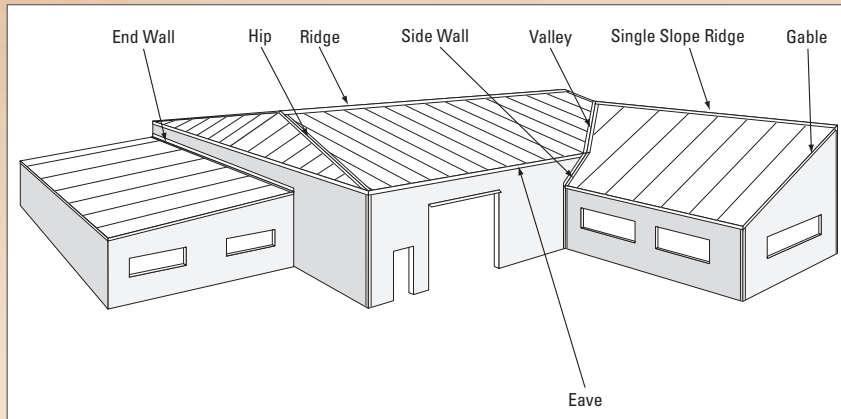


# Standard Flashings - Metal Roofing

## Selection Drawing



## Profile List

### Exposed Fasteners

- Century Rib

- Diamond Rib

- Optimum Rib

- 4-150

- 7-150

- 7/8" Corrugated

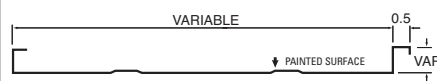

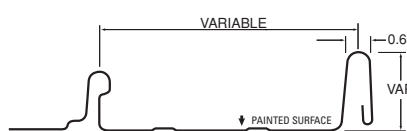
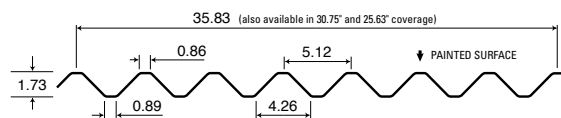
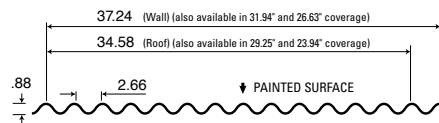
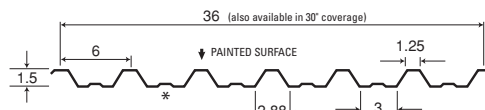
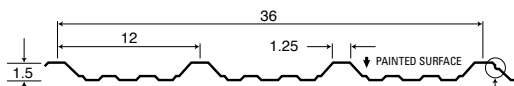
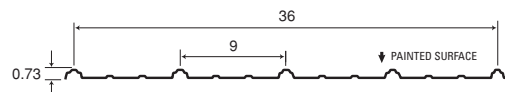
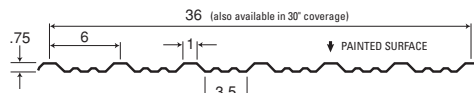
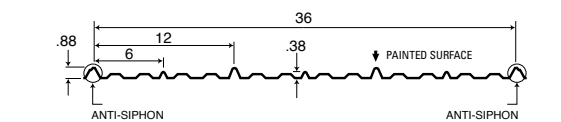
- 8-175

### Hidden Fasteners (Standing Seam)

- Nail Strip NS

- Snap Lock SL

- AR



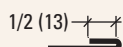
Heights available:

1 (25)  
1 1/2 (38)

1 (25)  
1 1/2 (38)

1 1/16 (27)  
1 1/2 (38)  
2 1/5 (56)

Trims are standard at 10' - 0" long but are available up to 20' - 0" (some exceptions apply). Custom flashings to specific requirements are available on request.  
Hem (Safety Edge) 1/2" unless otherwise noted, i.e.:



Exposed Surface Prepainted:



# Standard Flashings - Metal Roofing

## Eave/Gable Starters, Flashings, Valleys & Endwalls

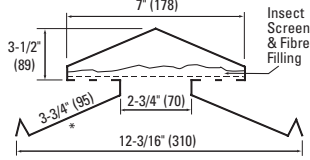
<p><b>#56 EAVE/GABLE STARTER</b></p> <p>* Please specify slope</p>	<p><b>#57 EAVE/GABLE STARTER</b></p> <p>* Please specify slope</p>	<p><b>#53 BRAKE FORM EAVE STARTER</b></p>												
<p><b>G-25 EAVE TRIM</b></p> <p>* Please specify A and slope</p>	<p><b>G-29 HIGH-LOW FLASHING</b></p> <p>* Please specify A and slope</p>	<p><b>EAVE FLASHING</b></p> <p>* Please specify slope</p>												
<p><b>A-27 GABLE CAP</b></p> <p>Leave Open 1/16"</p>	<table border="1"> <thead> <tr> <th>Part No.</th> <th>A</th> </tr> </thead> <tbody> <tr> <td>A-27</td> <td>5/8 (16)</td> </tr> <tr> <td>B-27</td> <td>1 (25)</td> </tr> <tr> <td>C-27</td> <td>1 1/2 (38)</td> </tr> <tr> <td>D-27</td> <td>1 3/4 (45)</td> </tr> <tr> <td>E-27</td> <td>3 1/8 (79)</td> </tr> </tbody> </table>	Part No.	A	A-27	5/8 (16)	B-27	1 (25)	C-27	1 1/2 (38)	D-27	1 3/4 (45)	E-27	3 1/8 (79)	<p><b>GABLE FLASHING</b></p> <p>Leave open 1/16"</p>
Part No.	A													
A-27	5/8 (16)													
B-27	1 (25)													
C-27	1 1/2 (38)													
D-27	1 3/4 (45)													
E-27	3 1/8 (79)													
<p><b>G-46 ENDWALL</b></p> <table border="1"> <thead> <tr> <th>Part No.</th> <th>A</th> </tr> </thead> <tbody> <tr> <td>G-46A</td> <td>5 1/2 (140)</td> </tr> <tr> <td>G-46B</td> <td>8 1/2 (216)</td> </tr> </tbody> </table> <p>* Please specify slope</p>	Part No.	A	G-46A	5 1/2 (140)	G-46B	8 1/2 (216)	<p><b>VALLEY CLEAT</b></p> <p>22ga. Minimum</p>	<p><b>1526 GABLE FLASHING</b></p> <p>Leave open 1/16"</p>						
Part No.	A													
G-46A	5 1/2 (140)													
G-46B	8 1/2 (216)													
<p><b>#60 V-VALLEY</b></p> <p>Blank Size: 18", 24", 36"</p>	<p><b>#70 W-VALLEY</b></p> <p>Blank Size: 18", 24", 36"</p>	<p><b>GUTTER EAVESTARTER</b></p> <p>* Please specify slope</p>												
<p><b>#71 COMMERCIAL V-VALLEY</b></p>	<p><b>#72 COMMERCIAL W-VALLEY</b></p>	<p><b>#117 ENDWALL</b></p>												



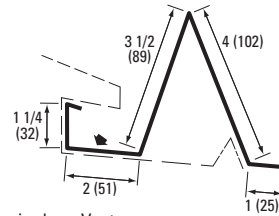
# Standard Flashings - Metal Roofing

## Vents, Ridges & F-Gable

1200 RIDGE VENT

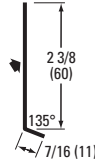


1200 DEFLECTOR FLANGE

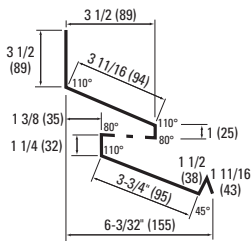


2 required per Vent  
Use with 1200 Vent for slopes over 6:12

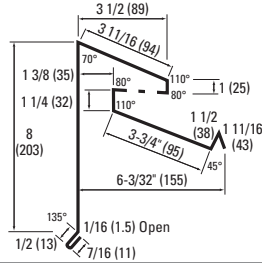
1535 LOCKING STRIP



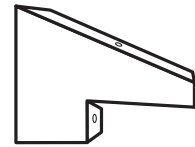
1170 VENTED ENDWALL



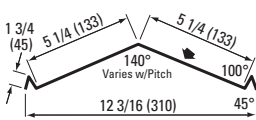
1171 MONO SLOPE VENTED ENDWALL



#40V VENTED ENDWALL END CAP

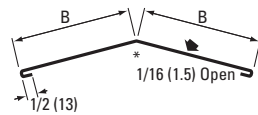


1210 RIDGE COVER



\* Specify slope

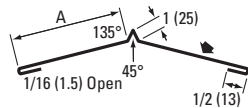
G-37 (1530) RIDGE / HIP COVER



\* Specify slope

Part No.	B
G-37A	5 1/2 (140)
G-37B	7 1/2 (190)
G-37C	11 1/2 (292)

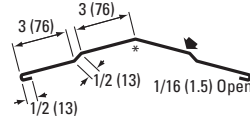
G-34 EXPANSION RIDGE COVER



\* Specify slope

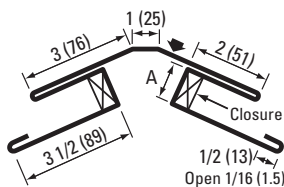
Part No.	A
G-34A	5 1/2 (140)
G-34B	7 1/2 (190)
G-34C	11 1/2 (292)

G-38 RIDGE COVER



\* Specify slope

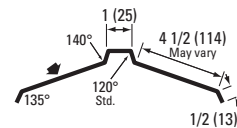
#110 (B-44) COTTAGE RIDGE



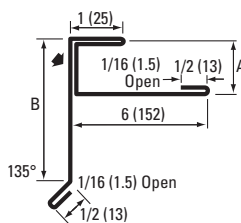
\* Specify slope

Part No.	A
A-44	5/8 (16)
B-44	1 (25)
C-44	1 5/8 (41)
D-44	1 7/8 (48)
E-44	3 1/8 (79)

#100 RIDGE COVER



G-47 F-GABLE



\* Specify B

Part No.	A	B
G-47A	5/8 (16)	*
G-47B	1 (25)	*
G-47C	1 5/8 (41)	*
G-47D	1 7/8 (48)	*
G-47E	2 1/8 (54)	*
G-47F	3 1/8 (79)	*

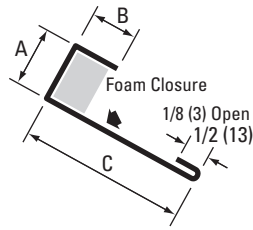
#110A END CAP



# Standard Flashings - Metal Roofing

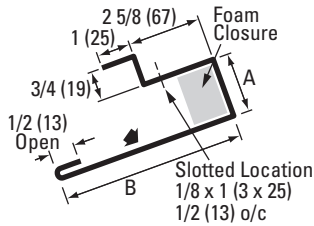
## Top Closures & Snow Control

### G-20 HIP/RIDGE CLOSURE



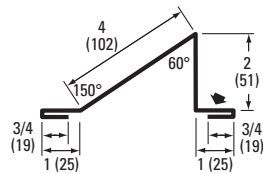
Part No.	A	B	C
G-20A	5/8 (16)	1 5/16 (33)	2 15/16 (75)
G-20B	1 (25)	2 (51)	4 1/2 (114)
G-20C	1 5/8 (41)	2 (51)	6 (152)
G-20D	1 7/8 (48)	2 (51)	7 (178)
G-20E	3 1/8 (79)	2 (51)	8 (203)

### G-30 VENTED HIP/RIDGE CLOSURE



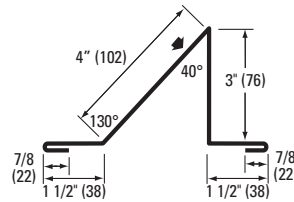
Part No.	A	B
G-30A	5/8 (16)	5 (127)
G-30B	1 1/8 (29)	5 (127)
G-30C	1 5/8 (41)	6 (152)
G-30D	1 7/8 (48)	7 (178)
G-30E	3 1/8 (79)	8 (203)

### #80 SNOW CONTROL



18ga Galvanized Insert available

### #85 SNOW CONTROL



18ga Galvanized Insert available

### #80 SNOW CONTROL



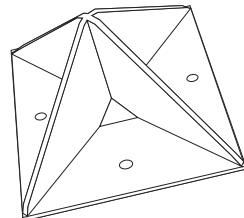
Assembled with 18ga Galvanized Insert

### #85 SNOW CONTROL



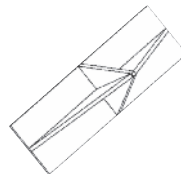
Assembled with 18ga Galvanized Insert

### STANDARD SNO GEM



See "Sno Gem" Brochure for details

### JUNIOR SNO GEM



See "Sno Gem" Brochure for details

### SNOBARS



See "SnoBars" Brochure for details

### SNOBARS INSTALLATION ADHESIVE



See "SnoBars" Brochure for details

Snow Control Systems sold by Agway Metals Inc. are not to be used as fall protection systems. **The Buyer agrees that under no circumstances shall the Seller be liable for any consequential, special or indirect damages.**

