

Trusscore PVC Panels

Trusscore PVC Wall and Ceiling Panel



FEATURES:

- Polyvinyl Chloride Panel
- Class A Fire Rating per ASTM E-84 (Flame spread = 25)
- CFIA Approved for walls and ceilings
- Meets and exceeds Hygienic Construction codes
- Bright smooth finish
- 10 Year Warranty - made in Canada
- Corrosion resistant
- Hidden fastener design
- Pre-punched nailing flange
- Inner truss design for spanning strength
- Tight fitting Tongue and Groove design

APPLICATIONS:

Agricultural, Industrial, Commercial and Residential Interior Wall and Ceiling Liner
Health Care Facilities, Food Processing Plants, Schools, Car Washes, Kennels, Riding Stables

SHEET SIZES:


16" coverage x 10', 12', 16' and 20'. Custom lengths available

INSTALLATION:

Hidden fastener design. Do not fasten through face of panel. Do not fasten tightly - allow 1/16" clear under head of fasteners

ACCESSORIES:

#10 x 1" Pancake Type A Screw, no washer
#8 x 3/4" Pancake Screw c/w nylon washer
Siliconized interior acrylic latex sealant



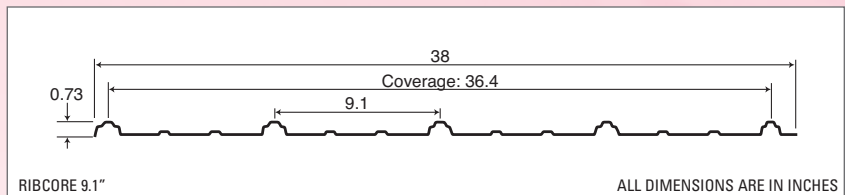
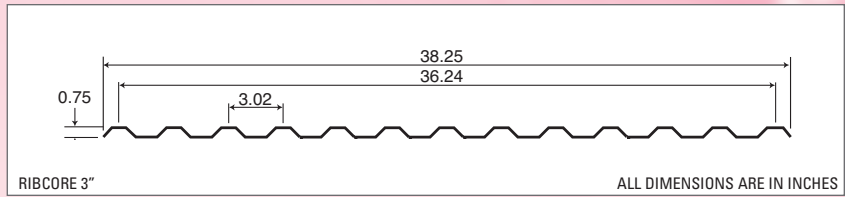
All Trims in 10' lengths

J-TRIM 	H-DIVIDER 	BASE TRIM 	
OUTSIDE CORNER <small>SPECIAL ORDER</small>	WIDE OUTSIDE CORNER 	INSIDE-OUTSIDE CORNER 	INSIDE COVE



Ribcore PVC Liner Panels

Ribcore PVC Liner Panels & Trims



STYLES:
FEATURES:

- Ribcore 3" Profile and Ribcore 9.1" Profile
- White Polyvinyl Chloride Panel
- Government-Accepted for Food Production areas (#3100-3/R134)
- Bright high gloss finish
- Superior light reflection
- Easily cleaned - pressure wash
- Cuts easily with hand or power saws
- Ribcore 3" is a reversible profile

APPLICATIONS:

Wall/Ceiling Liner, Agricultural Confinement areas, Industrial/Commercial buildings

SHEET SIZES:

Ribcore 3": 38.25" x 12'-2", 14'-2", 16'-4", 20'-4" Coverage: 36.24" x 12', 14', 16'-4", 20'-4"
 Ribcore 9.1": 38" x 10'-2", 12'-2", 16'-2", 20'-4" Coverage: 36.4" x 10', 12', 16', 20'
 Material Thickness: 3" Profile - 0.79 mm (0.031")
 9.1" Profile - 0.90 mm (0.035")

STORAGE:

Acclimate panels for 24 hours prior to installation


INSTALLATION:

Pre-drill holes 1/8" larger than screws. Fasten on 24" centres. If product is installed on 24" centres, there are no special requirements for spacing of fasteners.

NOTE: When installed on ceilings in livestock barns with mechanical ventilation, the ribs must run parallel to the airflow, otherwise turbulence will prevent proper ventilation.

ACCESSORIES:

- #8 x 3/4" White Stainless Type A Robertson Panhead Screws, no washers.
- #8 x 1-1/2" White Stainless Type A Robertson Panhead Screws, no washers.
- #10 x 1" White Nylon Type AB Screws, with or without washers.
- Foam Closure Strip w/adhesive on one side.



All Trims in 12' lengths

