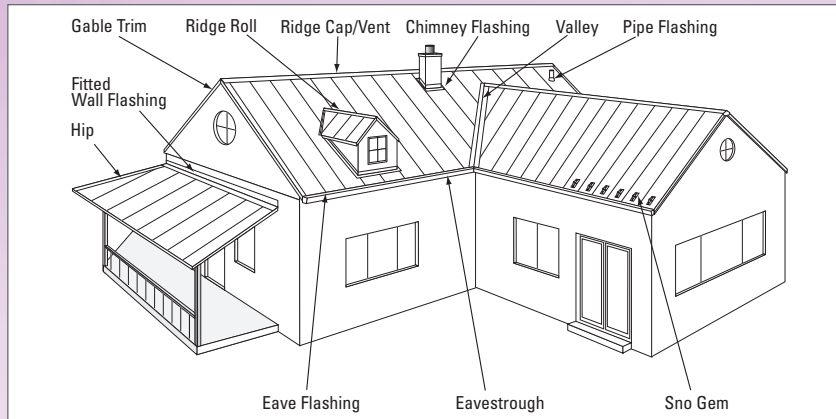


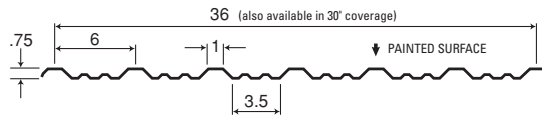
Standard Flashings - Residential

Selection Drawing

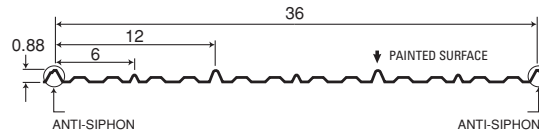


Profile List

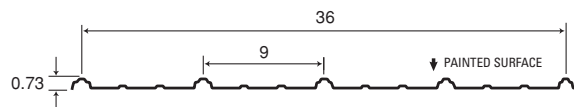
• Diamond Rib



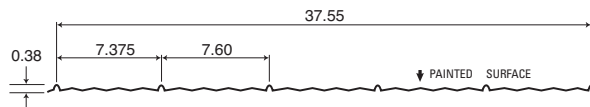
• Century Rib



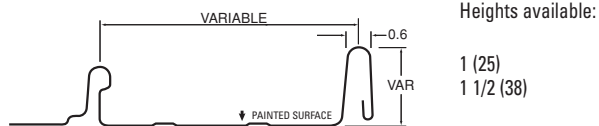
• Optimum Rib



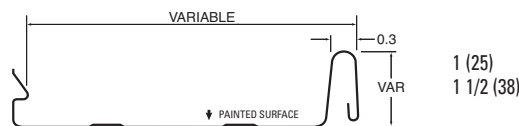
• Lo-Rib



• Nail Strip NS



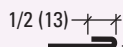
• Snap Lock SL



• AR



Trims are standard at 10' - 0" long but are available up to 20' - 0" (some exceptions apply). Custom flashings to specific requirements are available on request. Hem (Safety Edge) 1/2" unless otherwise noted, i.e.:



Exposed Surface Prepainted:



Standard Flashings - Residential

Eave/Gable Starters, Flashings, Endwalls & Valleys

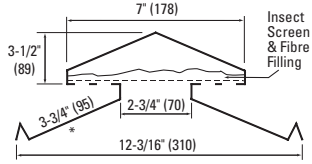
<p>1211 EAVE STARTER</p>	<p>#53 BRAKE FORM EAVE STARTER</p>	<p>#55 GABLE STARTER</p>
<p>#54 EAVE STARTER</p>	<p>#75 STEP FLASHING</p>	<p>G-25 EAVE TRIM</p> <p>* Please specify A and slope</p>
<p>#56 EAVE/GABLE STARTER</p>	<p>#117 ENDWALL</p> <p>* Please specify slope</p>	<p>#117 ENDWALL</p>
<p>#57 EAVE/GABLE STARTER</p>	<p>#46 ENDWALL</p> <p>Part No. A G-46A 5 1/2 (140) G-46B 8 1/2 (216)</p> <p>* Please specify slope</p>	<p>#57 EAVE/GABLE STARTER</p> <p>* Please specify slope</p>
<p>#60 V-VALLEY</p> <p>Blank Size: 18", 24", 36"</p>	<p>#70 W-VALLEY</p> <p>Blank Size: 18", 24", 36"</p>	<p>#114 HIP FLASHING</p>
<p>#71 COMMERCIAL V-VALLEY</p>	<p>#72 COMMERCIAL W-VALLEY</p>	<p>G-29 HIGH-LOW FLASHING</p> <p>Part No. A G-29A 5 1/2 (140) G-29B 7 1/2 (191)</p> <p>* Please specify slope</p>



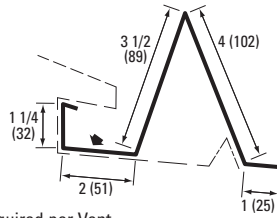
Standard Flashings - Residential

Vents, Ridges & Caps

1200 RIDGE VENT

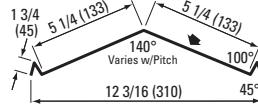


1200 DEFLECTOR FLANGE

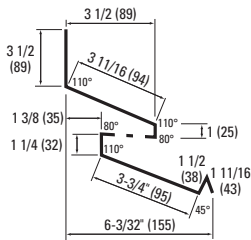


2 required per Vent
Use with 1200 Vent for slopes over 6:12

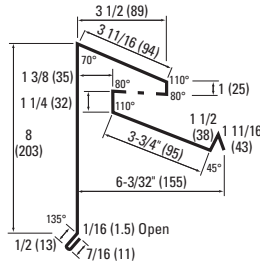
1210 RIDGE COVER



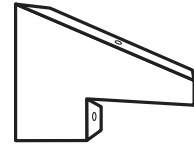
1170 VENTED ENDWALL



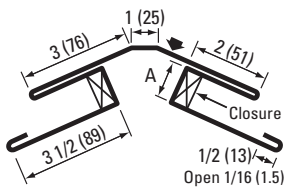
1171 MONO SLOPE VENTED ENDWALL



40V VENTED ENDWALL END CAP



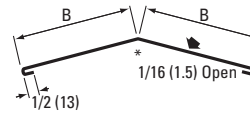
#110 (B-44) COTTAGE RIDGE



Part No.	A
A-44	5/8 (16)
B-44	1 (25)
C-44	1 5/8 (41)
D-44	1 7/8 (48)
E-44	3 1/8 (79)

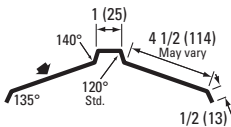
* Specify slope

G-37 (1530) RIDGE / HIP COVER

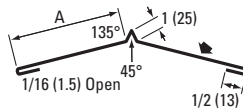


* Specify slope

#100 RIDGE COVER



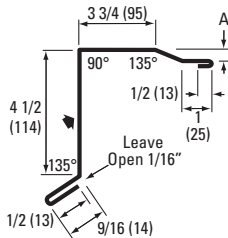
G-34 EXPANSION RIDGE COVER



Part No.	A
G-34A	5 1/2 (140)
G-34B	7 1/2 (190)
G-34C	11 1/2 (292)

Part No.	B
G-37A	5 1/2 (140)
G-37B	7 1/2 (190)
G-37C	11 1/2 (292)

A-27 GABLE CAP



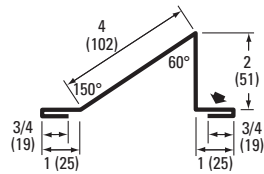
Part No.	A
A-27	5/8 (16)
B-27	1 (25)
C-27	1 1/2 (38)
D-27	1 3/4 (45)
E-27	3 1/8 (79)



Standard Flashings - Residential

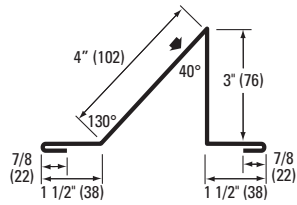
Snow Control

#80 SNOW CONTROL



18ga Galvanized Insert available

#85 SNOW CONTROL



18ga Galvanized Insert available

#80 SNOW CONTROL



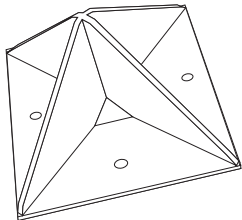
Assembled with 18ga Galvanized Insert

#85 SNOW CONTROL



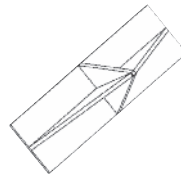
Assembled with 18ga Galvanized Insert

STANDARD SNO GEM



See "Sno Gem" Brochure for details

JUNIOR SNO GEM



See "Sno Gem" Brochure for details

SNOBARS



See "SnoBars" Brochure for details

SNOBARS INSTALLATION ADHESIVE



See "SnoBars" Brochure for details

Snow Control Systems sold by Agway Metals Inc. are not to be used as fall protection systems. **The Buyer agrees that under no circumstances shall the Seller be liable for any consequential, special or indirect damages.**

