


Louvres & Shutters

Louvres


FEATURES:

- Manufactured in 26, 24 and 22 gauge Prepainted Steel
- Also available in Aluminum, Copper or Stainless Steel
- Custom widths available
- 2-1/4" and 4" standard depths
- Custom sizes, depths and designs available on request
- Square, rectangular, triangular or octagonal shapes




Blade Styles

- **STANDARD:** maximum effectiveness for exhaust and intake applications



- **STORMPROOF:** providing effective weatherproofing against wind-driven moisture



- **SIGHTPROOF:** perfect for security and visual appearance applications



Features


STYLES:

- Flush Mount
- Set-in Frame
 - Additional stiffening mullions every 40" for improved performance
 - Available with bird or insect screens
 - Designed for combination Louvre applications or for incorporation into Louvred Wall Systems
- Nailing Flange can be set at any preferred depth



Louvres & Shutters

Octagonal Louvres




FEATURES:

- Architecturally appealing
- 8-sides c/w screen
- Wall mounted ventilator
- Manufactured using Prepainted Steel
- Optional attached "J" trim
- Available in 29 and 26 ga., 2 1/4" depth

AVAILABLE SIZES

18" x 18"
20" x 20"
24" x 24"
30" x 30"
36" x 36"
48" x 48"

Shutters



FEATURES:

- Add a decorative finish to any building
- Manufactured using Prepainted Steel
- Shutters are 13-1/2" wide
- Available up to 72" high in 1" increments
- Allow 2 weeks for delivery

STANDARD SIZES

36" Shutter
48" Shutter
60" Shutter
72" Shutter

NOTE: Shutters are priced to the nearest larger model.
e.g.: 40" Shutter is priced as 48"

