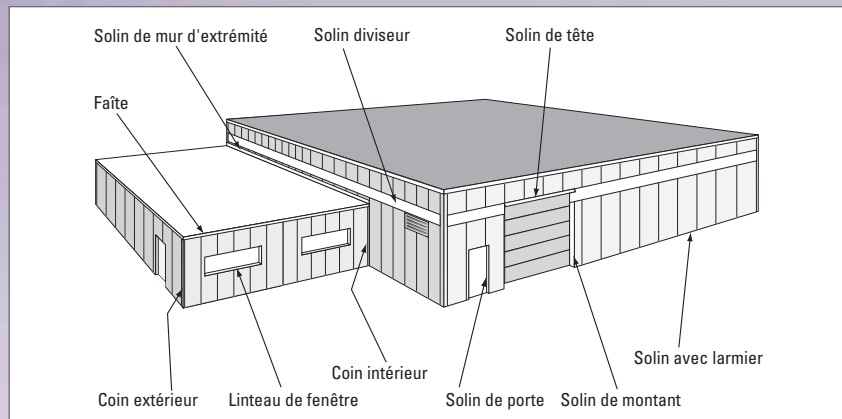


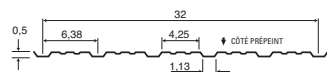
Solins standard - Industriels/commerciaux

Dessin illustrant la sélection

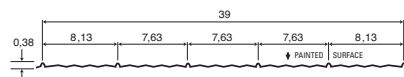


Série de moulures et profilés correspondants

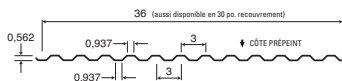
Série A • CH5-32
5/8 (16) • CH6-32



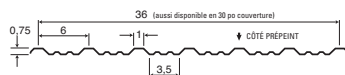
• Lo-Rib




• Ultima



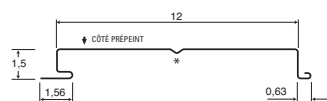
Série B • Diamond Rib
1 (25)



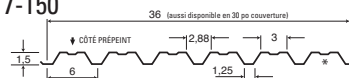
• Ondulé 7/8 po



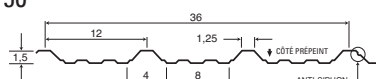
Série C • Série HF
1 5/8 (41)



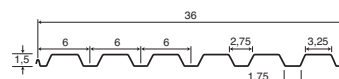
• 6-150, 7-150



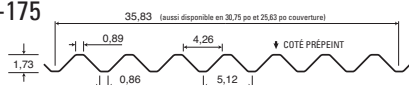
• 4-150, 3-150



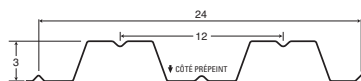
• RD-36



Série D • 7-175, 8-175
1 7/8 (48)



Série E • 2-300
3 1/8 (79)



• 3-300

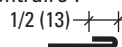


• 4-300



Les moulures standard ont 10 pi, mais sont disponibles jusqu'à 20 pi (certaines exceptions s'appliquent). Des solins personnalisés selon vos exigences sont disponibles sur demande.

L'ourlet (rebord de sécurité) a 1/2 po, sauf indication contraire :



La surface exposée est prépeinte :

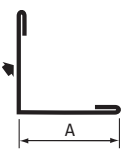


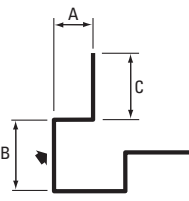
(56) Dimensions en mm

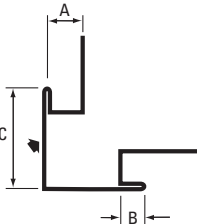


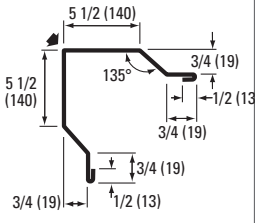
Solins standard - Industriels/commerciaux

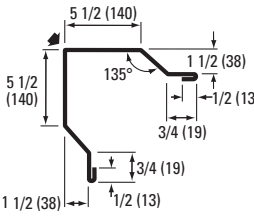
Solins types - Coins extérieurs et intérieurs

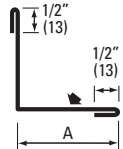
COIN EXTÉRIEUR	N° DE PIÈCE	A	B	C
	G-1A	2 1/2 (64)		
	G-1B	4 (102)		
	G-1E	5 1/2 (140)		

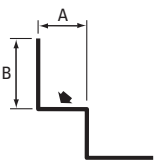
COIN EXTÉRIEUR	N° DE PIÈCE	A	B	C
	A-3 (AN-3A)	5/8 (16)	2 3/4 (70)	1 1/8 (29)
	B-3 (AN-3)	1 (25)	2 5/8 (67)	7/8 (22)
	C-3 (1503)	1 5/8 (41)	3 1/2 (89)	1 1/2 (38)
	D-3	1 7/8 (48)	3 1/2 (89)	1 5/8 (41)
	E-3	3 1/8 (79)	4 1/8 (105)	2 7/8 (73)

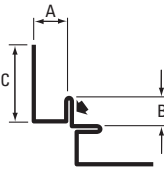
COIN EXTÉRIEUR	N° DE PIÈCE	A	B	C
	A-5 (ST-3A)	5/8 (16)	7/8 (22)	2 1/2 (64)
	B-5 (ST-3)	7/8 (22)	7/8 (22)	2 1/2 (64)
	C-5 (1501)	1 5/8 (41)	1 (25)	3 7/16 (87)
	D-5	1 7/8 (48)	1 (25)	3 7/16 (87)
	E-5	3 1/8 (79)	2 7/8 (73)	6 9/16 (167)

COIN EXTÉRIEUR	N° DE PIÈCE	A	B	C
	B-7			

COIN EXTÉRIEUR	N° DE PIÈCE	A	B	C
	C-8			

COIN INTÉRIEUR	N° DE PIÈCE	A	B	C
	G-2A	2 1/2 (64)		
	G-2B	4 (102)		
	G-2E	5 1/2 (140)		

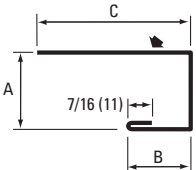
COIN INTÉRIEUR	N° DE PIÈCE	A	B	C
	A-4 (AN-4A)	5/8 (16)	1 3/8 (35)	
	B-4 (AN-4)	1 (25)	1 (25)	
	C-4 (1505)	1 5/8 (41)	1 3/8 (35)	
	D-4	1 7/8 (48)	1 1/8 (29)	
	E-4	3 1/8 (79)	4 1/8 (105)	

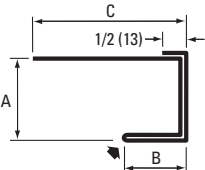
COIN INTÉRIEUR	N° DE PIÈCE	A	B	C
	A-6 (ST-4A)	5/8 (16)	15/16 (24)	2 (51)
	B-6 (ST-4)	7/8 (22)	15/16 (24)	1 3/4 (45)
	C-6 (1504)	1 5/8 (41)	1 (25)	2 (51)
	D-6	1 7/8 (48)	1 (25)	2 (51)
	E-6	3 1/8 (79)	1 1/2 (38)	2 7/8 (73)

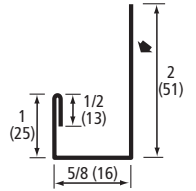


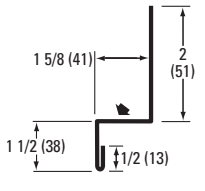
Solins standard - Industriels/commerciaux

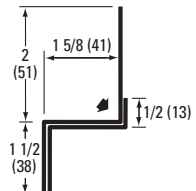
Solins types - Moulures en J, de base et larmiers

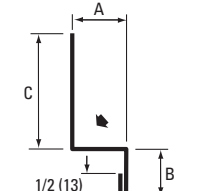
MOULURE EN J	N° DE PIÈCE	A	B	C
	A-15 (AN-13A)	5/8 (16)	5/8 (16)	1 3/4 (45)
	B-15 (AN-13)	15/16 (24)	3/4 (19)	1 7/8 (48)
	C-15 (1512)	1 5/8 (41)	1 (25)	2 (51)
	D-15	1 7/8 (48)	1 (25)	2 (51)
	E-15	3 1/8 (79)	1 (25)	2 (51)

MOULURE EN J (EXPOSÉE)	N° DE PIÈCE	A	B	C
	A-16	5/8 (16)	3/4 (19)	1 3/4 (45)
	B-16	15/16 (24)	3/4 (19)	1 7/8 (48)
	C-16 (1513)	1 5/8 (41)	1 (25)	2 (51)
	D-16	1 7/8 (48)	1 (25)	2 (51)
	E-16	3 1/8 (79)	1 (25)	2 (51)

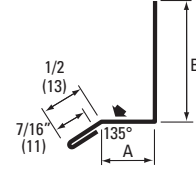
MOULURE EN J	N° DE PIÈCE	A	B	C
	1578			

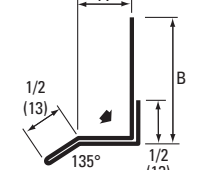
MOULURE DE BASE	N° DE PIÈCE	A	B	C
	1509			

MOULURE DE BASE	N° DE PIÈCE	A	B	C
	1510			

MOULURE DE BASE	N° DE PIÈCE	A	B	C
	A-17	5/8 (16)	*	1 7/8 (48)
	B-17	1 (25)	*	2 (51)
	C-17	1 5/8 (41)	*	2 (51)
	D-17	1 7/8 (48)	*	2 1/8 (54)
	E-17	3 1/8 (79)	*	2 1/8 (54)

* Veuillez préciser B

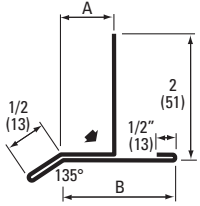
LARMIER	N° DE PIÈCE	A	B	C
	A-9	5/8 (16)	1 3/4 (45)	
	B-9	1 3/8 (35)	1 7/8 (48)	
	C-9 (1516)	1 3/4 (45)	2 (51)	
	D-9	2 (51)	1 3/4 (45)	
	E-9	3 1/8 (79)	2 (51)	

LARMIER	N° DE PIÈCE	A	B	C
	A-10	5/8 (16)	1 3/4 (45)	
	B-10	1 3/8 (35)	1 3/4 (45)	
	C-10 (1517)	1 3/4 (45)	2 (51)	
	D-10	2 (51)	1 3/4 (45)	
	E-10	3 1/8 (79)	2 (51)	

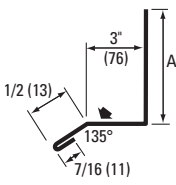


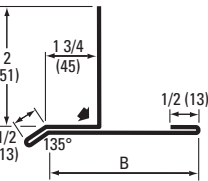
Solins standard - Industriels/commerciaux

Solins types - Larmiers, transitions et fermetures du haut

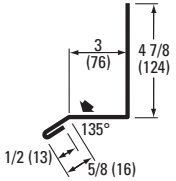
LARMIER	N° DE PIÈCE	A	B	C
	A-11	5/8 (16)	*	
	B-11	1 3/8 (35)	*	
	C-11	1 3/4 (45)	*	
	D-11	2 (51)	*	
	E-11	3 1/4 (83)	*	

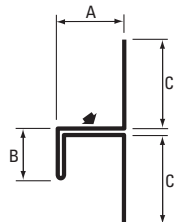
* Veuillez préciser B

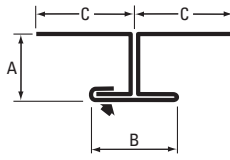
LARMIER	N° DE PIÈCE	A	B	C
	G-45A	4 7/8 (124)		
	G-45B	8 1/2 (216)		

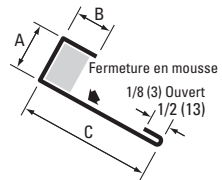
LARMIER	N° DE PIÈCE	A	B	C
	1518			

* Veuillez préciser B

LARMIER	N° DE PIÈCE	A	B	C
	1528			

TRANSITION HORIZONTALE	N° DE PIÈCE	A	B	C
	A-18	5/8 (16)	1 (25)	2 3/8 (60)
	B-18	1 (25)	1 (25)	2 (51)
	C-18	1 5/8 (41)	1 1/2 (38)	2 7/8 (73)
	D-18	1 7/8 (48)	1 1/2 (38)	2 5/8 (67)
	E-18	3 1/8 (79)	2 (51)	2 (51)

TRANSITION VERTICALE (2 mcx)	N° DE PIÈCE	A	B	C
	A-39	5/8 (16)	1 3/4 (45)	2 (51)
	B-39	1 (25)	2 (51)	2 (51)
	C-39	1 5/8 (41)	2 (51)	2 (51)
	D-39	1 7/8 (48)	2 (51)	2 (51)
	E-39	3 1/8 (79)	2 (51)	2 (51)

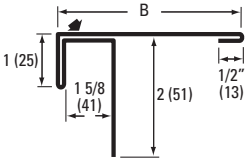
FERMETURE DU HAUT	N° DE PIÈCE	A	B	C
	A-20	5/8 (16)	2 (51)	3 (76)
	B-20	1 (25)	2 (51)	4 1/2 (114)
	C-20	1 5/8 (41)	2 (51)	6 (152)
	D-20	1 7/8 (48)	2 (51)	7 (178)
	E-20	3 1/8 (79)	2 (51)	8 (203)

	N° DE PIÈCE	A	B	C

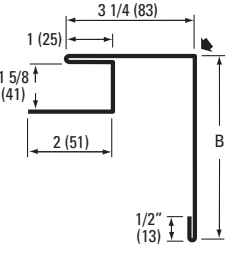


Solins standard - Industriels/commerciaux

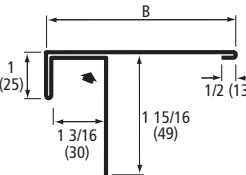
Solins types - Montants et faites

MONTANT	N° DE PIÈCE	A	B	C
	1520		*	

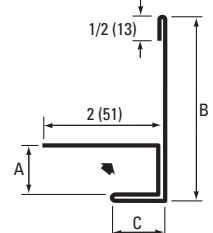
* Veuillez préciser B

MONTANT	N° DE PIÈCE	A	B	C
	1521		*	

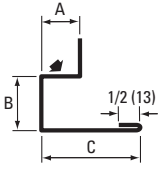
* Veuillez préciser B

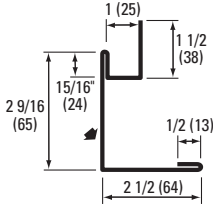
MONTANT	N° DE PIÈCE	A	B	C
	1579		*	

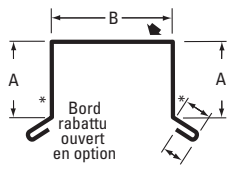
* Veuillez préciser B

MONTANT	N° DE PIÈCE	A	B	C
	A-21	5/8 (16)	*	5/8 (16)
	B-21	1 (25)	*	1 (25)
	C-21	1 5/8 (41)	*	1 (25)
	D-21	1 7/8 (48)	*	1 (25)
	E-21	3 1/8 (79)	*	1 (25)

* Veuillez préciser B

MONTANT	N° DE PIÈCE	A	B	C
	B-22A (AN-15)	1 (25)	1 5/8 (41)	2 1/2 (64)
	B-22B (AN-16)	1 (25)	2 3/4 (70)	3 1/2 (89)

SOLIN DE MONTANT	N° DE PIÈCE	A	B	C
	B-71 (ST-14)			

SOLIN DE FAÎTE PRÉFORMÉ	N° DE PIÈCE	A	B	C
	1524			

* Veuillez préciser toutes les dimensions. Disponibles avec bouts rétreints.

SOLIN DE FAÎTE PRÉFORMÉ	N° DE PIÈCE	A	B	C



Solins standard - Industriels/commerciaux

Solins types - À attaches dissimulées et linteaux de fenêtre

HF - COIN EXTÉRIEUR	N° DE PIÈCE	A	B	C	HF - COIN INTÉRIEUR	N° DE PIÈCE	A	B	C	
	C-52					C-53				

HF - MOULURE EN J	N° DE PIÈCE	A	B	C	HF - MONTANT	N° DE PIÈCE	A	B	C	
	C-54					C-55	*			

* Veuillez préciser A

LINTEAU DE FENÊTRE	N° DE PIÈCE	A	B	C	BANDE DE VERROUILLAGE	N° DE PIÈCE	A	B	C	
	G-12	*	*			G-14	*			

* Veuillez préciser A, B et les pentes

	N° DE PIÈCE	A	B	C		N° DE PIÈCE	A	B	C

