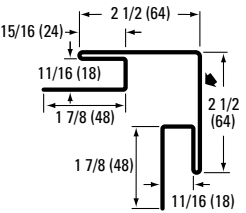
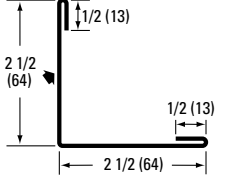
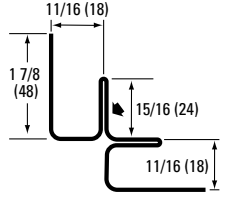
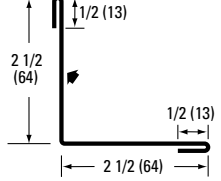
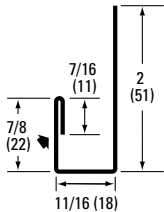
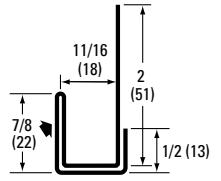
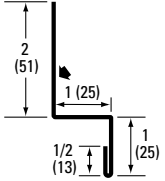
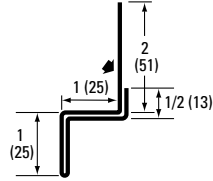
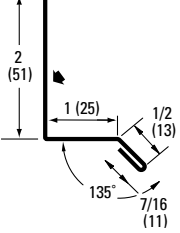
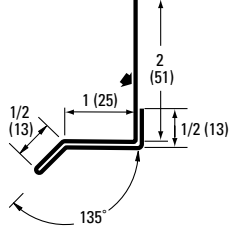
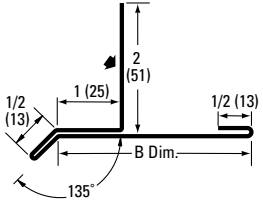
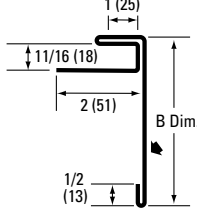
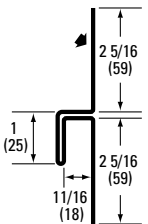
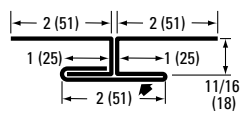
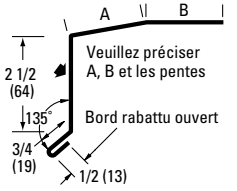
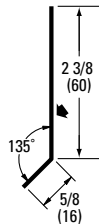


# Solins Trius - Résidentiel

**Finitions fabriquées uniquement en longueurs de 10' (26 ga minimum) |**  
**TOUTES LES MESURES EN POUCES (MILLIMÈTRES)**

<p><b>T-1 COIN EXTÉRIEUR</b></p> 	<p><b>G-1A COIN EXTÉRIEUR</b></p> 	<p><b>T-2 COIN INTÉRIEUR</b></p> 	<p><b>G-2A COIN INTÉRIEUR</b></p> 
<p><b>T-3 MOULURE EN J</b></p> 	<p><b>T-4 MOULURE EN J</b></p> 	<p><b>T-5 MOULURE DE BASE</b></p> 	<p><b>T-6 MOULURE DE BASE</b></p> 
<p><b>T-7 LARMIER</b></p> 	<p><b>T-8 LARMIER</b></p> 	<p><b>T-9 LARMIER</b></p> 	<p><b>T-10 MONTANT</b></p> 
<p><b>T-11 TRANSITION HORIZONTALE</b></p> 	<p><b>T-12 TRANSITION VERTICALE (2 MCX)</b></p> 	<p><b>G-12 LINTEAU DE FENÊTRE</b></p> 	<p><b>G-14 BANDE DE VERROUILLAGE</b></p> 
<p><b>T-13 BARRE DE FIXATION HORIZONTALE</b></p> 