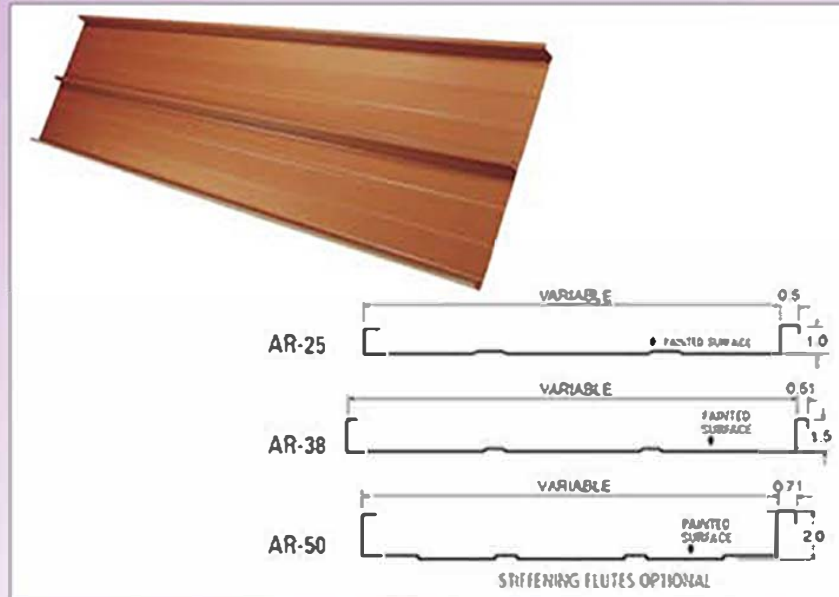


AR Standing Seam

Dimensions & Specifications



FEATURES:

- No exposed fasteners
- Ease of installation
- Full range of stock colours
- Variable width
- Optional stiffening flutes
- Concealed hold-down clips
- Knee Caps available
- Optional two-piece expansion clip to accommodate roof movement
- 24 gauge can be seamed 90° and 180°
- 22 gauge by special order only
- Butyl Tape is recommended in 90° seams
- Able to be curved - minimum sheet length 5'-0"

Standard Panel Widths

	AR-25	AR-38	AR-50
24 ga.	21"	20"	18.5"

Panel Specifications

	Min./Max. Slope	Min./Max. Material Thickness	Min./Max. Sheet Length*	Min./Max. Panel Width
AR-25:	3/12 - 12/12	0.024 in.	2'-6" - 45'	6" - 21"
AR-38:	1.5/12 - 12/12	0.024 in.	2'-6" - 45'	6" - 20"
AR-50:	0.5/12 - 12/12	0.024 in.	2'-6" - 45'	8" - 18.5"

*NOTES:

Longer sheets are available on request. Additional charges may apply.
Side lap caulking is recommended when the slope is less than 2/12

OIL CANNING:

- Oil canning may be present due to various factors.
Oil canning is not a valid reason for rejection of this product.

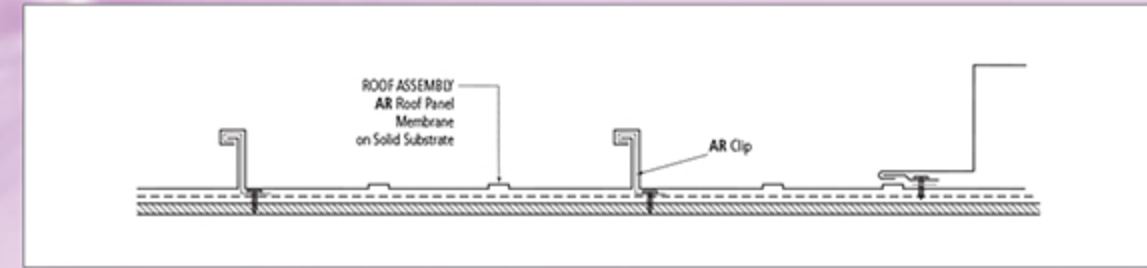


Installation

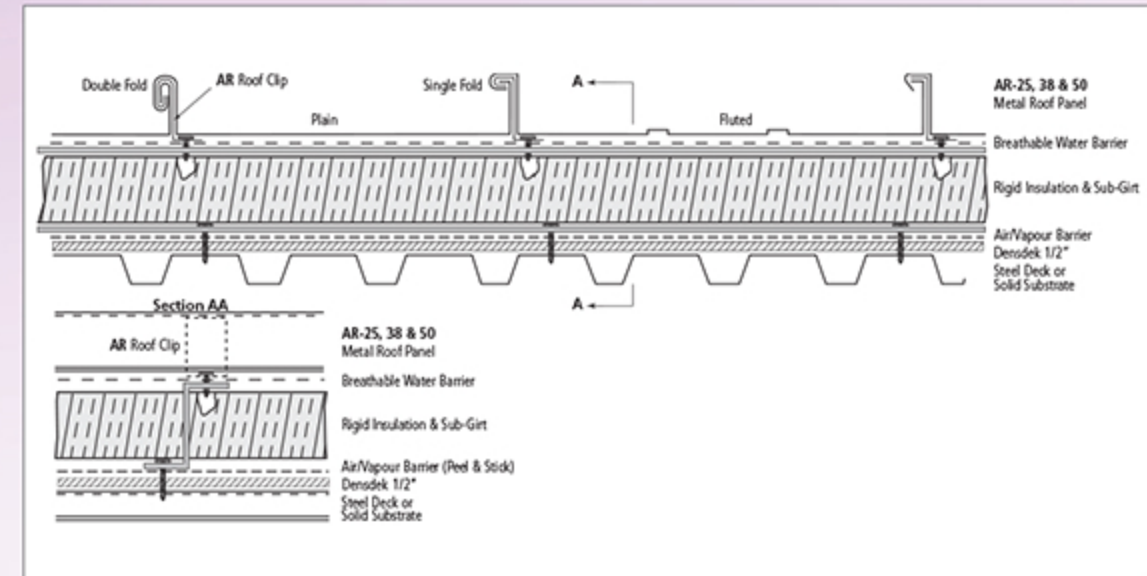
- Single skin application
- Recommended that this always be **applied over solid substrate**
- Recommended that this be applied over waterproof membrane
- Clips at maximum 2' centres - 2 fasteners per clip
- Mechanical and Hand Seamer required



Typical Installation on Solid Substrate



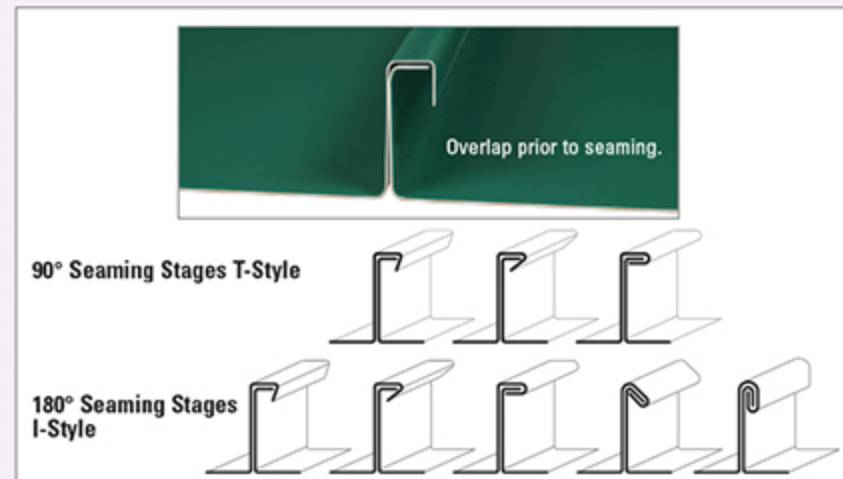
Typical Installation on Insulated Roof



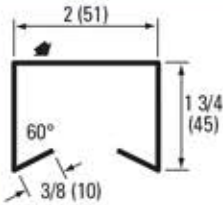
Hold-down Clip Detail



Overlap Seaming Options

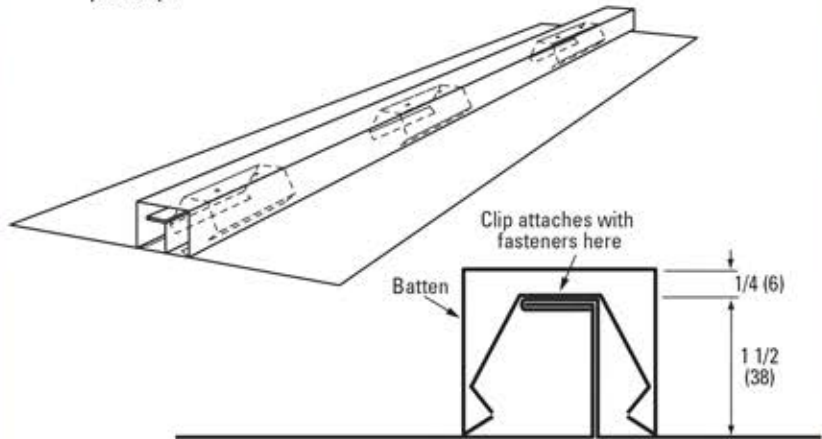
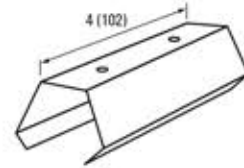


Optional Batten Cap & Assembly



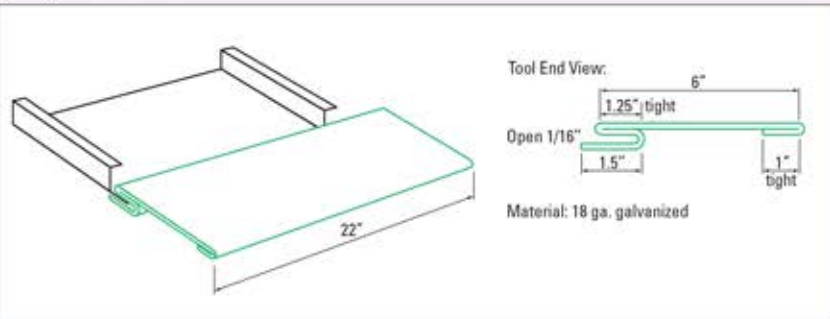
AR-38 Break Formed Batten Cap, 26 ga.
Finish to match roofing panels.
Available in lengths up to 20'-2".
Batten Cap must be secured at Ridge
and Hip areas.

AR-38 Batten Clip 18 ga. Galvanized.
Maximum 48" on centre.
Install using (2) fasteners w/washers
per clip.



AR-25/38/50 Hemming Tool

This tool is available from Agway Metals Inc.



OPERATING SEQUENCE:

